

BRICK ART

CERAMIC TILES



CORNER ZANUS



eliane

BRICK ART
CERAMIC TILES

SOLD IN INDIVIDUAL 3x10 PCS

Finish MA = MATTE


Usage: WALL/FLOOR




Chelsea Powder MA 7x26 cm | 3x10



Chelsea Argila MA 7x26 cm | 3x10



Chelsea Cotto MA 7x26 cm | 3x10



Chelsea Dark MA 7x26 cm | 3x10



Chelsea Powder MA 7x26cm | 3x10 | Foto: SLA PhotoStudio | Produção: Debbie Apsan



WALLS



FLOORS



SHOWERS
FLOORS



FIRE PROOF



VOC FREE




Chelsea Argila MA 7x26cm | 3x10 | Foto: SLA PhotoStudio | Produção: Debbie Apsan







BRICK ART
CERAMIC TILES



Central Dark MA 7x26 cm | 3x10



Masai Terracotta MA 7x26 cm | 3x10






BRICK ART
CERAMIC TILES




Haia Argila MA 7x26 cm | 3x10



Berlin Cotto MA 7x26 cm | 3x10



Town Camel MA 7x26 cm | 3x10



Town Marsala MA 7x26 cm | 3x10





Town Marsala MA 7x26cm | 3x10

BRICK ART
CERAMIC TILES



Khali Gris MA 7x26 cm | 3x10



Khali Grafite MA 7x26 cm | 3x10



Terme Marfim MA 7x26 cm | 3x10



Amalfi Greige MA 7x26 cm | 3x10








Khali Grafite MA 7x26cm | 3x10 | Foto: SLA PhotoStudio | Produção: Debbie Apsan



PRODUCT INFORMATION

	Product	Finish	Rect.	Work Size	Thickness	Faces	Sq. Ft./ Carton	Pieces/ Carton
	Wall/Floor 3"x 10"	BrickArt	MA	No 70 x 260 mm 2-3/4" x 10-1/4"	6.5 mm	100	5.92	30

USAGE RECOMMENDATION

	Target DCOF wet	Suitable
Dry & Level – Interior Floor	N/A	✓
Wet & Level – Interior Floor	≥ 0.42	✓
Shower Floors (Residential or Light Commercial)	≥ 0.42	✓
Exterior Floor Applications (including pool decking & other wet areas with minimal footwear)	≥ 0.60	
Ramps & Inclines	≥ 0.65	
Exterior Walls Applications	N/A	
Interior Walls/Backsplashes	N/A	✓
Interior Countertops	N/A	✓
Facades	N/A	
Pool Linings	N/A	

A DCOF value of ≥0.42 is the standard for tiles specified for level interior spaces expected to be walked upon when wet, as stated in ANSI A137.1-A326.3.

Note: Suitable for exterior applications in freezing and non-freezing climates when proper installation methods are followed.

INSTALLATION AND CARE

Grout Joint Recommendation 3 mm _1/8"

Shade Variation V3 - V4

Professional tile installation is recommended. For complete installation instructions consult the TCNA Handbook for Ceramic, Glass, and Stone Tile Installation. Follow the grout manufacturer instructions for the complete removal of grout and construction residue from initial installation.

Eliane's recommendation for flooring care: sweep or vacuum the surface. Then mop the floor using a mop with water and a neutral cleaner (soap less) or a general household cleaner. Follow it with a clean water rinsed mop and wipe dry the floor to prevent film formation. For wall tiles care, Eliane recommends using a cloth with water and a neutral cleaner (soap less) or a general household cleaner.

QUALITY WARRANTY



Standard quality tiles manufactured by Eliane Ceramic Tiles meet or exceed ISO 13006, NBR 15463 and NBR 13818, ANSI A137.1 standards.



Eliane ceramic and porcelain tiles are NOT flammable, except mesh material of mesh mounted mosaics.



Eliane ceramic and porcelain tiles are low-emitting materials with zero emission of volatile organic compounds (VOC).

PERFORMANCE CHARACTERISTICS

	ASTM#	RESULTS
Water Absorption	C373	≤ 6 %
Breaking Strength	C648	≥ 250 lbs
DCOF WET	ANSI A137.1 ANSI A326.3	≥0.42
Frost Resistance	C1026	No
Scratch Hardness	MOHS	5
Chemical Resistance	C650	CLASS A - E
Stain Resistance	C1378	CLASS A