

URBANSTONE

GLAZED PORCELAIN TILES
& MOSAICS



MADE IN THE
U.S.A.



eliane



URBANSTONE

GLAZED PORCELAIN TILES & MOSAICS

Finish
AC (Satin)

UrbanStone Shell



30x60 cm | 12"x24"
AC (SATIN) - DCOF WET \geq 0.42
PORCELAIN TILE

UrbanStone Gris




30x60 cm | 12"x24"
AC (SATIN) - DCOF WET \geq 0.42
PORCELAIN TILE

UrbanStone Black




30x60 cm | 12"x24"
AC (SATIN) - DCOF WET \geq 0.42
PORCELAIN TILE

**UrbanStone Shell
Hex Mosaic**




11-5/8" x 10-1/4" sheet (cuts 1-1/2"x2")
AC (SATIN) - DCOF WET \geq 0.42
CERAMIC FLOOR/WALL TILE

**UrbanStone Gris
Hex Mosaic**



11-5/8" x 10-1/4" sheet (cuts 1-1/2"x2")
AC (SATIN) - DCOF WET \geq 0.42
CERAMIC FLOOR/WALL TILE

**UrbanStone Black
Hex Mosaic**



11-5/8" x 10-1/4" sheet (cuts 1-1/2"x2")
AC (SATIN) - DCOF WET \geq 0.42
CERAMIC FLOOR/WALL TILE





URBANSTONE

GLAZED PORCELAIN TILES & MOSAICS

SIZES

Product	Finish	Rect.	Work Size	Thick	Faces	Sq. Ft./ Carton	Pieces/ Carton
Wall/Floor 12"x 24"	Satin	No	302.3 x 601.2 mm 11-7/8" x 23-5/8"	7.5 mm	26	17.60	9
Wall/Floor 1-1/2"x2" Hex Mosaic	Satin	No	sheet size 11-5/8" x 10-1/4"	6.3 mm	10	9.72	12

USAGE RECOMMENDATION

	Target DCOF wet	Porcelain Suitable	Ceramic Mosaic Suitable
Dry & Level – Interior Floor (Residential / Light Commercial)	N/A	✓	✓
Wet & Level – Interior Floor (Residential / Light Commercial)	≥ 0.42	✓	✓
Shower Floors (Residential / Light Commercial)	≥ 0.42	✓	✓
Exterior Floor Applications (including pool decking & other wet areas with minimal footwear)	≥ 0.60		
Ramps & Inclines	≥ 0.65		
Exterior Walls Applications	N/A	✓	
Interior Walls/Backsplashes	N/A	✓	✓
Interior Countertops	N/A	✓	✓
Facades	N/A	✓	
Pool Linings	N/A		

A DCOF value of ≥0.42 is the standard for tiles specified for level interior spaces expected to be walked upon when wet, as stated in ANSI A137.1-A326.3.

Note: Porcelain tiles are suitable for exterior applications in freezing and non-freezing climates when proper installation methods are followed.

PERFORMANCE CHARACTERISTICS

	ASTM#	Porcelain Result	Ceramic Result
Water Absorption	C373	≤ 0.5%	≤ 3%
Breaking Strength	C648	≥ 275 lbs	> 250 lbs
DCOF WET	ANSI A137.1 ANSI A326.3	≥0.42	≥0.42
Frost Resistance	C1026	Yes	No
Scratch Hardness	MOHS	8	8
Chemical Resistance	C650	Resistant	Resistant

INSTALLATION AND CARE

Grout Joint Recommendation 1/8"

Shade Variation V2 - SLIGHT VARIATION

Professional tile installation is recommended. For complete installation instructions consult the TCNA Handbook for Ceramic, Glass, and Stone Tile Installation. Follow the grout manufacturer instructions for the complete removal of grout and construction residue from initial installation.

Eliane's recommendation for flooring care: sweep or vacuum the surface. Then mop the floor using a mop with water and a neutral cleaner (soap less) or a general household cleaner. Follow it with a clean water rinsed mop and wipe dry the floor to prevent film formation. For wall tiles care, Eliane recommends using a cloth with water and a neutral cleaner (soap less) or a general household cleaner.

QUALITY WARRANTY

Standard quality tiles manufactured by Eliane Ceramic Tiles meet ISO 13006, ANSI A137.1 standards.

Eliane ceramic and porcelain tiles are NOT flammable, except mesh material of mesh mounted mosaics.

Eliane ceramic and porcelain tiles are low-emitting materials with zero emission of volatile organic compounds (VOC).

Recycled content:
Porcelain: 45.4% Pre-consumer
1.5% Post-consumer
Ceramic : 34.9 % Pre-consumer
1.3 % Post-consumer

Porcelain tiles on this series are:





HOT CHOCOLATE 3.40
TEA 3.60

HOT CHOCOLATE 3.40
TEA 3.60

