

# Basics





WHITE MD10




BEIGE MD02



GRAY MD03

## SIZES

			Thickness
	3 x 12 Wall Tile	3" x 12" (7.49 cm x 29.9 cm)	5/16"

## APPLICATIONS

	Target DCOF wet	Suitable
Dry & Level – Interior Floor	N/A	
Wet & Level – Interior Floor	≥ 0.42	
Shower Floors – Standard Center Drain (Residential or Light Commercial)	≥ 0.42	
Shower Floors – Linear Drain	≥ 0.60	
Exterior Floor Applications (including patios, pool decking & other wet areas with minimal footwear)	≥ 0.60	
Ramps & Inclines	≥ 0.65	
Walls/Backsplashes	N/A	●
Countertops	N/A	
Pool Linings	N/A	●*


A DCOF value of ≥0.42 is the standard for tiles specified for level interior spaces expected to be walked upon when wet, as stated in ANSI A137.1-A326.3.

## APPLICATION NOTES:

Suitable for exterior applications (provided it is noted as suitable in the applications chart above) in non-freezing climates, when proper installation methods are followed.

\*Mosaic tile only.

## INSTALLATION

Grout Joint Recommendation	Shade Variation
1/8"	 MEDIUM (V2)

## PERFORMANCE CHARACTERISTICS

	ASTM#	WALL RESULT	MOSAIC RESULT
Water Absorption	C373	< 20.0%	< 3.0%
Breaking Strength	C648	120-230 lbs.	> 250 lbs.
Scratch Hardness	MOHS	4.0 - 6.0	4.0 - 6.0
Chemical Resistance	C650	Resistant	Resistant

## NOTES

Since there are variations in all fired ceramic and natural products, tile and trim supplied for your particular installation may not match samples. Final confirmation should be made from actual tiles and trim prior to installation. Manufactured in accordance with ANSI A137.1 standards.

FINISHES: GLOSSY | MATTE

USAGE



MATERIAL

PRICING



SPECIAL FEATURES



NOT APPLICABLE FOR ALL PRODUCTS IN THIS SERIES. SEE CHARTS FOR FULL PRODUCT DETAILS.

SIZES

		THICKNESS	SQ. FT./ CARTON	PIECES/ CARTON	
	8 x 24 Wall Tile	8" x 24" (20.34 cm x 61.03 cm)	3/8" 9.30 mm	13.30	10
	4 x 16 Wall Tile	4" x 16" (10.17 cm x 40.68 cm)	3/8" 9.30 mm	13.20	30
	4 x 12 Wall Tile	4-1/4" x 12-7/8" (10.91 cm x 32.77 cm)	5/16" 7.90 mm	10.64	28
	2 x 8 Wall Tile	2-1/8" x 8-9/16" (5.45 cm x 21.82 cm)	5/16" 7.90 mm	10.40	80
	3 x 6 Wall Tile	3" x 6" (7.65 cm x 15.31 cm)	5/16" 7.90 mm	12.50	100
	6 x 6 Wall Tile	6" x 6" (15.31 cm x 15.31 cm)	5/16" 7.90 mm	12.50	50
	4 x 4 Wall Tile	4-1/4" x 4-1/4" (10.90 cm x 10.90 cm)	5/16" 7.90 mm	12.50	100

COLOR/SHAPE AVAILABILITY CHART

	8x24	4x16	4x12	2x8	3x6	6x6	4x4	JOLLY	A106 & AC106	BULLNOSE	COVE BASE
NEUTRAL	✓	✓	✓	✓	✓	✓	✓	✓	✓	✓	✓
NEUTRAL+	✓	✓	✓	✓	✓	✓	✓	✓	✓	✓	○
VIBRANT	✓	✓	✓	✓	✓			✓			
VIBRANT+		✓	✓	✓	✓			✓			

✓ Inventory ○ Made to order

INSTALLATION

Covers Joint Recommendation	Shade Variation
8 x 24: 1/16" (1/8" when rectangular size is installed in a staggered brick-joint pattern; overlap should not exceed 33%.)	
4 x 16, 4 x 12, & 2 x 8: 1/16" (When rectangular size is installed in a staggered brick-joint pattern, overlap should not exceed 33%.)	
6 x 6, 4 x 4, & 3 x 6: 1/16"	

PERFORMANCE CHARACTERISTICS

	ASTM#	RESULT
Water Absorption	C373	< 20.0%
Breaking Strength	C648	120 - 230 lbs.
Scratch Hardness	MOHS	4.0 - 6.0
Chemical Resistance	C650	Resistant
Abrasion Resistance	C1027	N/A

For additional information on test results, visit us at: [americanolean.com/information/TestResults](http://americanolean.com/information/TestResults).

WALL

APPLICATIONS

	TARGET DCOF <sub>WET</sub>	SUITABLE
Dry & Level – Interior Floor	N/A	
Wet & Level – Interior Floor	≥ 0.42	
Shower Floors (Residential or Light Commercial)	≥ 0.42	
Exterior Floor Applications (including patios, pool decking & other wet areas with minimal footwear)	≥ 0.60	
Ramps & Inclines	≥ 0.65	
Walks/Backsplashes	N/A	●
Countertops	N/A	●*
Pool Linings	N/A	●**

A DCOF value of ≥ 0.42 is the standard for tiles specified for level interior spaces expected to be walked upon when wet, as stated in ANSI A137.1-A326.3. For more information about DCOF and the DCOF AcuTest™, visit [americanolean.com/DCOF](http://americanolean.com/DCOF).

APPLICATION NOTES:

Suitable for exterior applications (provided it is noted as suitable in the applications chart above) in non-freezing climates, when proper installation methods are followed.

\* 6 x 6, 4 x 4, 3 x 6 Matte finish only. Darker colors may show scratches.

\*\* 6 x 6, 4 x 4, 3 x 6 only.

NOTES

Since there are variations in all fired ceramic and natural products, tile and trim supplied for your particular installation may not match samples. Final confirmation should be made from actual tiles and trim prior to installation. Manufactured in accordance with ANSI A137.1 standards.

For additional information refer to "Factors to Consider" at: [americanolean.com/Factors](http://americanolean.com/Factors).

FEATURES



All or select items within this series meet the requirements for these qualifications. For more information visit [americanolean.com](http://americanolean.com).



VISIT [AMERICANOLEAN.COM/WHYTILE](http://AMERICANOLEAN.COM/WHYTILE) FOR A COMPLETE LIST OF QUALIFICATIONS AND EXCLUSIONS.



WHITE GLOSSY & MATTE



BEIGE GLOSSY & MATTE



GREY GLOSSY & MATTE

# BASICS

FINISHES: GLOSSY | MATTE

## USAGE



## MATERIAL



## PRICING




## SPECIAL FEATURES




NOT APPLICABLE FOR ALL PRODUCTS IN THIS SERIES. SEE CHARTS FOR FULL PRODUCT DETAILS.

MOSAIC


## SHAPES



1.5" Hexagon Mosaic  
(Dot-mounted  
on 12" x 10" Sheet)



Penny Round Mosaic  
(Mesh-mounted  
on 13-1/2" x 11-7/16" Sheet)



2x3 Harlequin Mosaic  
(Dot-mounted  
on 12" x 13" Sheet)



2x2 Mosaic  
(Dot-mounted  
on 12" x 24" Sheet)

## NEUTRAL - GLOSS



WHITE

BEIGE

GRAY

## NEUTRAL - MATTE



SLIP RESISTANT



STAINPROOF



DENTPROOF



SCRATCH-RESISTANT<sup>1</sup>  
<sup>1</sup>Applies to all products with Matte and  
Texture Finish.



FIRE-RESISTANT<sup>2</sup>  
<sup>2</sup>Not Applicable to Matte & Mosaic  
Finishes.



SIMPLICLEAN<sup>™</sup>





# BASICS- ceramic mosaic

FINISHES: GLOSSY | MATTE

<b>USAGE</b>  FLOOR  WALL  COUNTERTOP  SHOWER FLOOR  EXTERIOR FLOOR	<b>MATERIAL</b>  CERAMIC	<b>PRICING</b>  LOW HIGH	<b>SPECIAL FEATURES</b>  STEPWISE™  TRIEDGE™  MADE IN THE U.S.A.  LARGE FORMAT  MOSAIC/DCOF  ENCAUSTIC  TERRAZZO  PAVER  CUSTOM 17
--	--	--	---

NOT APPLICABLE FOR ALL PRODUCTS IN THIS SERIES. SEE CHARTS FOR FULL PRODUCT DETAILS.

## SIZES

			THICKNESS	SQ.FT./ CARTON	PIECES/ CARTON
	1.5" Hexagon Mosaic (Dot-mounted on 12" x 10" Sheet)	11-5/8" x 10-1/4" Sheet (28.89 cm x 26.04 cm Sheet)	1/4"	9.76	12
	Penny Round Mosaic (Mesh-mounted on 13-1/2" x 11-7/16" Sheet)	13-1/2" x 11-7/16" Sheet (34.29 cm x 29.08 cm Sheet)	1/4"	10.50	10
	2 x 3 Harlequin Mosaic (Dot-mounted on 12" x 13" Sheet)	12" x 13" Sheet (30.48 cm x 33.02 cm Sheet)	1/4"	8.80	10
	2 x 2 Mosaic (Dot-mounted on 12" x 24" Sheet)	12" x 24" Sheet (30.48 cm x 60.96 cm Sheet)	1/4"	24.00	12

## MOSAIC

## TRIM

## INSTALLATION & PRICING

Grout Joint Recommendation	Shade Variation
Mosaic: 1/8"	 LOW (V1)

## PERFORMANCE CHARACTERISTICS

	ASTM#	GLOSS RESULT	MATTE RESULT
Water Absorption	C373	< 3.0%	< 3.0%
Breaking Strength	C648	> 250 lbs.	> 250 lbs.
Scratch Hardness	MOHS	4.0 - 6.0	8.0
Chemical Resistance	C650	Resistant	Resistant

For additional information on test results, visit us at: [americanolean.com/information/TestResults](http://americanolean.com/information/TestResults).

## DURABILITY

Class	Surface	Wear	Resistance
1	Residential Bathrooms	3	All Residential / Light Commercial
2	All Residential Areas	4	All Residential / Commercial

## NOTES

Since there are variations in all fired ceramic and natural products, tile and trim supplied for your particular installation may not match samples. Final confirmation should be made from actual tiles and trim prior to installation. Manufactured in accordance with ANSI A137.1 standards.

Not for use on ramps. Water, oil, grease, improper drainage and certain footwear can create slippery conditions. Floor applications expected to be exposed to these conditions require extra caution in product selection.

For additional information refer to "Factors to Consider" at: [americanolean.com/Factors](http://americanolean.com/Factors).

Manufacturer Advisory: All tile is measured by the DCOF AcuTest™ method. Tiles with DCOF values < 0.42 are not recommended for use in areas with wet or slippery conditions. For more information, see ANSI standard A137.1 section 6.2.2.1.10, available at [www.tileusa.com](http://www.tileusa.com).

## APPLICATIONS

	TARGET DCOF WET	SUITABLE
Dry & Level - Interior Floor	N/A	●*
Wet & Level - Interior Floor	≥ 0.42	●*
Shower Floors (Residential or Light Commercial)	≥ 0.42	●*
Exterior Floor Applications (including patios, pool decking & other wet areas with minimal footwear)	≥ 0.60	●*
Ramps & Inclines	≥ 0.65	●*
Walls/Backsplashes	N/A	●
Countertops	N/A	●**
Pool Linings	N/A	●

A DCOF value of ≥ 0.42 is the standard for tiles specified for level interior spaces expected to be walked upon when wet, as stated in ANSI A137.1-A326.3. For more information about DCOF and the DCOF AcuTest™, visit [americanolean.com/DCOF](http://americanolean.com/DCOF).

### APPLICATION NOTES:

Suitable for exterior applications (provided it is noted as suitable in the applications chart above) in non-freezing climates, when proper installation methods are followed.

\* Matte mosaics only.

† Darker colors may show scratches.