


HIGHLANDS – GLAZED CERAMIC



GRAY MARBLE SN80

SIZES

			Thickness	Sq. Ft./ Carton	Pieces/ Carton
	12 x 24 Floor Tile	11-13/16" x 23-13/16" (30.00 cm x 60.48 cm)	5/16"	17.49	9

APPLICATIONS


	Target DCOF wet	Suitable
Dry & Level – Interior Floor	N/A	●
Wet & Level – Interior Floor	≥ 0.42	●
Shower Floors (Residential or Light Commercial)	≥ 0.42	
Exterior Floor Applications (including patios, pool decking & other wet areas with minimal footwear)	≥ 0.60	
Ramps & Inclines	≥ 0.65	
Walls/Backsplashes	N/A	●
Countertops	N/A	●
Pool Linings	N/A	

A DCOF value of ≥0.42 is the standard for tiles specified for level interior spaces expected to be walked upon when wet, as stated in ANSI A137.1-A326.3. For more information about DCOF and the DCOF AcuTest™, visit daltille.com/DCOF.

APPLICATION NOTES:

Suitable for exterior applications (provided it is noted as suitable in the applications chart above) in freezing and non-freezing climates, when proper installation methods are followed.

INSTALLATION

Grout Joint Recommendation	Shade Variation
3/16" (Overlap should not exceed 33% when installing tile with a length 15" or greater in a staggered brick-joint pattern.)	 HIGH (V3)

PERFORMANCE CHARACTERISTICS

	ASTM#	FLOOR RESULT
Water Absorption	C373	< 7.0%
Breaking Strength	C648	> 250 lbs
Scratch Hardness	MOHS	7.0
Chemical Resistance	C650	Resistant

DURABILITY

Floor Surface Wear Resistance

1	Residential Bathrooms	③	All Residential / Light Commercial
2	All Residential Areas	4	All Residential / Commercial

NOTES

Since there are variations in all fired ceramic and natural products, tile and trim supplied for your particular installation may not match samples. Final confirmation should be made from actual tiles and trim prior to installation. Manufactured in accordance with ANSI A137.1 standards.

Not for use on ramps. Water, oil, grease, improper drainage and certain footwear can create slippery conditions. Floor applications expected to be exposed to these conditions require extra caution in product selection.

Special consideration needs to be given when installing tiles greater than 15 inches.



PRE-CONSUMER
RECYCLED MATERIALS



MADE IN THE U.S.A.

All or select items within this series meet the requirements for these qualifications.

HIGHLANDS - GLAZED CERAMIC



LIGHT GRAY WR81

DARK GRAY WR80

SIZES



12 x 24
Floor Tile

11-13/16" x 23-13/16"
(30.00 cm x 60.48 cm)

Thickness

Sq. Ft./
Carton

Pieces/
Carton

5/16" 17.49 9

APPLICATIONS

	Target DCOF wet	Suitable
Dry & Level - Interior Floor	N/A	●
Wet & Level - Interior Floor	≥ 0.42	●
Shower Floors (Residential or Light Commercial)	≥ 0.42	
Exterior Floor Applications (including patios, pool decking & other wet areas with minimal footwear)	≥ 0.60	
Ramps & Inclines	≥ 0.65	
Walls/Backsplashes	N/A	●
Countertops	N/A	●
Pool Linings	N/A	

A DCOF value of ≥0.42 is the standard for tiles specified for level interior spaces expected to be walked upon when wet, as stated in ANSI A137.1-A326.3.

APPLICATION NOTES:

Suitable for exterior applications (provided it is noted as suitable in the applications chart above) in freezing and non-freezing climates, when proper installation methods are followed.

INSTALLATION

Grout Joint Recommendation	Shade Variation
3/16" (Overlap should not exceed 33% when installing tile with a length 15" or greater in a staggered brick-joint pattern.)	HIGH (V3)

PERFORMANCE CHARACTERISTICS

	ASTM#	FLOOR RESULT
Water Absorption	C373	< 7.0%
Breaking Strength	C648	> 250 lbs
Scratch Hardness	MOHS	7.0
Chemical Resistance	C650	Resistant

DURABILITY

Floor Surface Wear Resistance

1	Residential Bathrooms	③	All Residential / Light Commercial
2	All Residential Areas	4	All Residential / Commercial

NOTES

Since there are variations in all fired ceramic and natural products, tile and trim supplied for your particular installation may not match samples. Final confirmation should be made from actual tiles and trim prior to installation. Manufactured in accordance with ANSI A137.1 standards.

Not for use on ramps. Water, oil, grease, improper drainage and certain footwear can create slippery conditions. Floor applications expected to be exposed to these conditions require extra caution in product selection.

Special consideration needs to be given when installing tiles greater than 15 inches.



PRE-CONSUMER
RECYCLED MATERIALS




MADE IN THE U.S.A.

All or select items within this series meet the requirements for these qualifications.

HIGHLANDS - GLAZED CERAMIC

STONE GREY SS26



IVORY CREME SS27




**PRE-CONSUMER
RECYCLED MATERIALS**

MADE IN THE U.S.A.

All or select items within this series meet the requirements for these qualifications.

SIZES

			Thickness
	12 x 24 Floor Tile	11-13/16" x 23-5/8" (30.02 cm x 60.12 cm)	5/16"

APPLICATIONS


	Target DCOF wet	Suitable
Dry & Level – Interior Floor	N/A	●
Wet & Level – Interior Floor	≥ 0.42	
Shower Floors – Standard Center Drain (Residential or Light Commercial)	≥ 0.42	
Shower Floors – Linear Drain	≥ 0.60	
Exterior Floor Applications (including patios, pool decking & other wet areas with minimal footwear)	≥ 0.60	
Ramps & Inclines	≥ 0.65	
Walls/Backsplashes	N/A	●
Countertops	N/A	●
Pool Linings	N/A	

A DCOF value of ≥0.42 is the standard for tiles specified for level interior spaces expected to be walked upon when wet, as stated in ANSI A1371-A326.3

APPLICATION NOTES:

Suitable for exterior applications (provided it is noted as suitable in the applications chart above) in non-freezing climates, when proper installation methods are followed.

INSTALLATION

Grout Joint Recommendation	Shade Variation
3/16" (Overlap should not exceed 33% when installing tile with a length 15" or greater in a staggered brick-joint pattern.)	 HIGH (V3)

PERFORMANCE CHARACTERISTICS

	ASTM#	RESULT
Water Absorption	C373	> 7.0%
Breaking Strength	C648	> 250 lbs.
Scratch Hardness	MOHS	7.0
Chemical Resistance	C650	Resistant

DURABILITY

Floor Surface Wear Resistance

1 Residential Bathrooms	③	All Residential / Light Commercial
2 All Residential Areas	4	All Residential / Commercial

NOTES

Since there are variations in all fired ceramic and natural products, tile and trim supplied for your particular installation may not match samples. Final confirmation should be made from actual tiles and trim prior to installation. Manufactured in accordance with ANSI A1371 standards.

Not for use on ramps. Water, oil, grease, improper drainage and certain footwear can create slippery conditions. Floor applications expected to be exposed to these conditions require extra caution in product selection.

To achieve optimal results, all tile should be selected from multiple cartons and shading and graphic arrangement planned prior to installation.