



ROCKPORT

GLAZED PORCELAIN FLOOR AND GLAZED CERAMIC MOSAIC

FINISHES: MATTE



OFF WHITE RD80



WHITE MARBLE PF81



PRISTINE PF83





DIVINE PF84



BEIGE RD81

SIZES

			Thickness
	12" x 24" Floor Tile	11-7/8" x 23-5/8" (30.23 cm x 60.12 cm)	5/16"
	2" x 2" Mosaic	12" x 24" Sheet (30.48 cm x 60.96 cm Sheet)	1/4"

SIZES

			Number
	Bullnose	3 x 12	P43C9

APPLICATIONS

	Target DCOF wet	Suitable
Dry & Level – Interior Floor	N/A	●
Wet & Level – Interior Floor	≥ 0.42	●
Shower Floors – Standard Center Drain (Residential or Light Commercial)	≥ 0.42	●*
Shower Floors – Linear Drain	≥ 0.42	●*
Exterior Floor Applications (including patios, pool decking & other wet areas with minimal footwear)	≥ 0.60	
Ramps & Inclines	≥ 0.65	
Walls/Backsplashes	N/A	●
Countertops	N/A	●
Pool Linings	N/A	●*


A DCOF value of ≥0.42 is the standard for tiles specified for level interior spaces expected to be walked upon when wet, as stated in ANSI A1371-A326.3.

APPLICATION NOTES:

Suitable for exterior applications (provided it is noted as suitable in the applications chart above) in non-freezing climates, when proper installation methods are followed.

* Mosaics only.

INSTALLATION

Grout Joint Recommendation	Shade Variation
3/16" (Overlap should not exceed 33% when installing tile with a length 15" or greater in a staggered brick-joint pattern.)	 HIGH (V3)

Mosaic: 1/8"

PERFORMANCE CHARACTERISTICS

	ASTM#	FLOOR RESULT	MOSAIC RESULT
Water Absorption	C373	< 0.5%	< 3.0%
Breaking Strength	C648	> 275 lbf	> 250 lbf
Scratch Hardness	C1895	8.0	8.0
Chemical Resistance	C650	Resistant	Resistant

DURABILITY

Floor Surface Wear Resistance

1 Residential Bathrooms	3 All Residential / Light Commercial
2 All Residential Areas	④ All Residential / Commercial

NOTES

Since there are variations in all fired ceramic and natural products, tile and trim supplied for your particular installation may not match samples. Final confirmation should be made from actual tiles and trim prior to installation. Manufactured in accordance with ANSI A1371 standards.

Not for use on ramps. Water, oil, grease, improper drainage and certain footwear can create slippery conditions. Floor applications expected to be exposed to these conditions require extra caution in product selection.

To achieve optimal results, all tile should be selected from multiple cartons and shading and graphic arrangement planned prior to installation.

Special consideration needs to be given when installing tiles greater than 15 inches.

Use of a latex modified thin-set is recommended for installation.