

Cypress



CLASSIC
TILE

made in usa

Cypress

Colors & Sizes

Grey



8" x 48"
1106512 Matte

Blonde




8" x 48"
1106513 Matte

Natural



8" x 48"
1106511 Matte

Brown



8" x 48"
1106514 Matte

Colors shown may vary from actual product.
Final selection should be made from actual product samples.
Sizes listed are nominal.



Cypress Grey 8" x 48" Matte



Cypress Blonde 8" x 48" Matte



Cypress Natural 8" x 48" Matte






















Cypress Natural 8" x 48" Matte

Technical Specifications

This product meets or exceeds all standards described in ANSI A137.1 & A137.3.

	SPECS	TEST METHOD	INDUSTRY STANDARD	OUR VALUES
	WATER ABSORPTION	ASTM C373	≤0.5%	≤0.5%
	SURFACE WEAR RESISTANCE	ANSI A137.1	Surface Wear-resistance properties of glazed vitreous and porcelain tiles.	ALL RESIDENTIAL / COMMERCIAL
	CHEMICAL RESISTANCE	ASTM C650	A tile sample is placed in continuous contact with a variety of chemicals for 24 hours. Sample must show no visible defects.	NOT AFFECTED
	D.C.O.F. AcuTest®	ANSI A326.3	INDOOR ≥0.42 WET OUTDOOR >0.55 WET	≥0.42 WET >0.55 WET 2CM & GRIP
	STAIN RESISTANCE	ASTM C1378	Surfaces are exposed to staining agents for 24 hours followed by four cleaning procedures. Results are recorded post cleaning.	NOT AFFECTED
	BREAKING STRENGTH GAUGED PORCELAIN	ASTM C1505	≥175 lbf	≥200 lbf
	BREAKING STRENGTH	ASTM C648	≥275 lbf	≥300 lbf
	BREAKING STRENGTH OUTDOOR 2CM	ASTM 1505	2000 lbf (10.9 kN)	≥2500 lbf
	RESISTANCE TO FREEZE	ASTM C1026	A tile sample is subjected to repeated processes of freezing and thawing. Sample must show no visible defects.	RESISTANT
	WARPAGE EDGE	ASTM C485	±0.40% or ±0.05 in (±1.8 mm)	± 0.40% Rectified
	WARPAGE DIAGONAL	ASTM C485	±0.40% or ±0.07 in (±1.8 mm)	± 0.40% Rectified
	WEDGING	ASTM C502	±0.25% or ±0.03 in (±0.8 mm)	± 0.25% Rectified
	WARPAGE EDGE	ASTM C485	±0.50% or ±0.07 in (±1.8 mm)	± 0.50% Calibrated
	WARPAGE DIAGONAL	ASTM C485	±0.50% or ±0.07 in (±1.8 mm)	± 0.50% Calibrated
	WEDGING	ASTM C502	±0.50% or ±0.08 in (±2.0 mm)	± 0.50% Calibrated
	THICKNESS	ASTM C499	Range: ± 0.04 in	≤0.04 in
	LENGTH / WIDTH VARIATION	ASTM C499	±0.25% or ±0.03 in (±0.8 mm)	±0.25%

• Due to the inherent nature of fired porcelain tile, it is important to note that the coefficient of friction may vary within and between product runs.

Routine Care Instructions:





MADE IN USA